

## EDGEHILL FAMILY RESOURCE CENTER

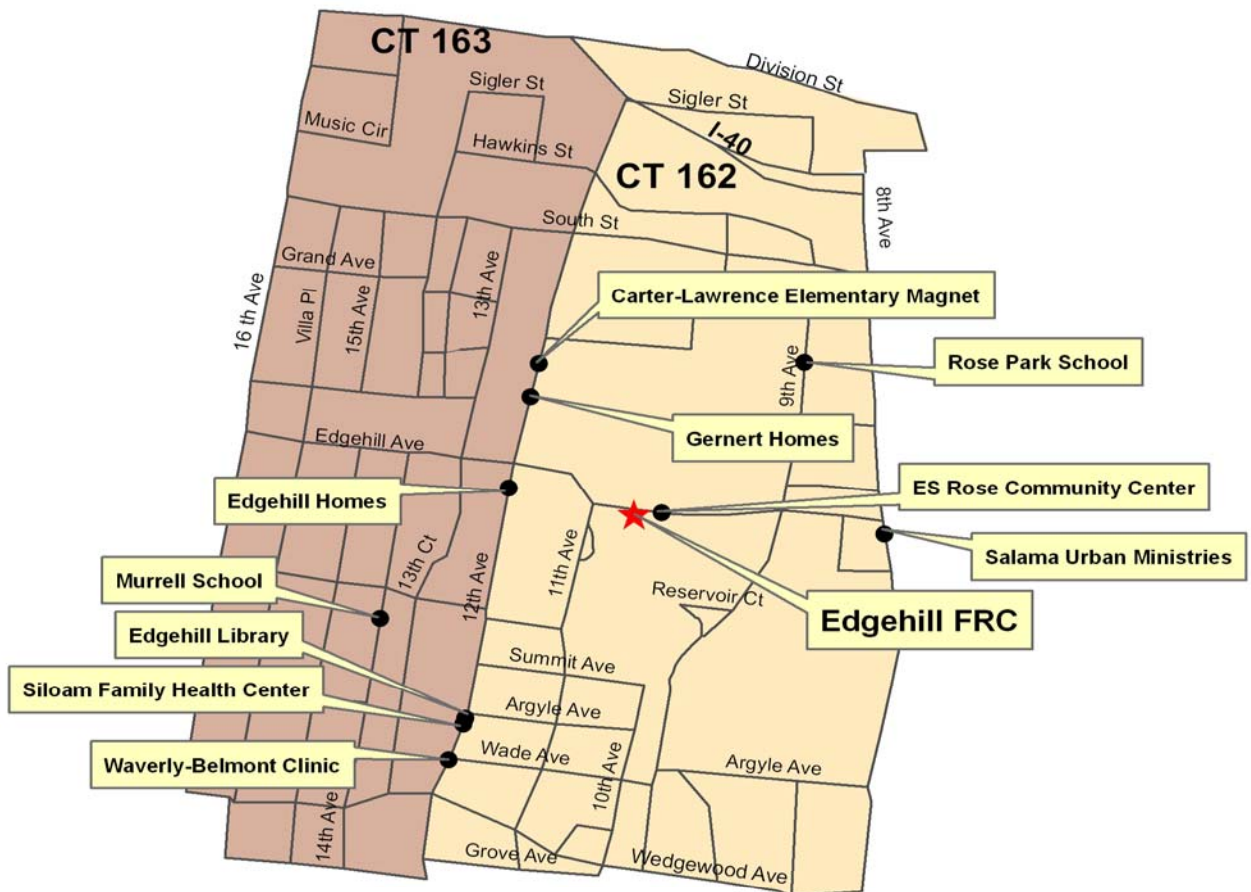
1001 Edgehill Avenue  
Nashville, TN 37203  
(615) 256-4617

### Measures for Community Goals

**Service Area:** The Edgehill Family Resource Center (FRC) service area encompasses Census Tracts 162 and 163. Its boundaries are 16<sup>th</sup> Avenue to the west,

Division Street to the north, 8<sup>th</sup> Avenue to the east, and Wedgewood to the south. The Edgehill FRC service area appears on the map below.

### Edgehill Family Resource Center Service Area



**History:** The Edgehill Family Resource Center began in October 2004 as a partnership between the Organized Neighbors of Edgehill and United Way of Metropolitan Nashville. Organized Neighbors of Edgehill (ONE) is the lead agency for the Edgehill FRC. ONE began in 1991 and is an active neighborhood association that combines the efforts of

public housing residents, private housing residents, churches, schools, businesses and other stakeholders who share a common interest in the Edgehill Neighborhood.

The priority chosen by the Edgehill FRC is “Youth are Ready for Productive Adulthood” and “Families and Children Are Healthy.”

**FRC Partners:**

Organized Neighbors of Edgehill is the lead agency for Edgehill Family Resource Center. Other partner agencies include:

Brighter Days Tutoring Program\  
Easley Community Center  
Edgehill Center  
Edgehill Homes Apartments  
Edgehill Juvenile Probation Officers  
Edgehill Library  
Edgehill Police/Alert Center  
I. W. Gernert High-Rise  
Kids on the Block  
Meharry Elam Center  
Meharry/Vanderbilt Alliance  
Metropolitan Housing Development Agency  
Metropolitan Housing Development Agency  
Security

Metro Action Commission  
Metro Social Services  
Nashville Career Advancement Center  
Nashville Prevention Partnership  
Organized Neighbors of Edgehill  
Rose Park School  
Salama Ministries  
Sisters Program  
TSU Agriculture Extension Program  
TENnderCARE Program  
United Way of Metropolitan Nashville  
Waverly Belmont Clinic  
Youth Life Learning Center

**NOTES RELATED TO CRIME DATA:**

Crime reports were provided by Neighborhoods Resource Center using Metropolitan Nashville Police Department 2005, 2006, and 2007 Crime Incident Databases and United States Census Bureau "Census of Population and Housing, 2000 (Tennessee)."

Crime charts for 2005-2008 crimes against persons include Robbery rather than Offense Against the Family category due to extremely low incident rates for the latter. Due to the variation in crime data provided by Metropolitan Nashville Police Department for 2005-2008, trend comparisons are not possible with previous years. Therefore, crime charts for 2002-2005 years that utilized previously "reported" crime data appear in the Appendix for those Family Resource Centers that requested data during these years.

Crime Rate

The crime rate is the number of crimes per thousand persons.

Crime Incidents

Crime incidents refer to events in which a crime took place, a victim reported the crime, and an incident report was filed by a police officer. Multiple incidents may be filed by a single victim.

Restrictions

In 2008, the Metropolitan Nashville Police Department stopped providing public access to crime incident data for open investigations. Therefore, the tables summarize only those crime incidents that have been cleared by arrest, or cases in which prosecution was declined, or the victim refused to cooperate.

### Goal: Families and Children are Safe

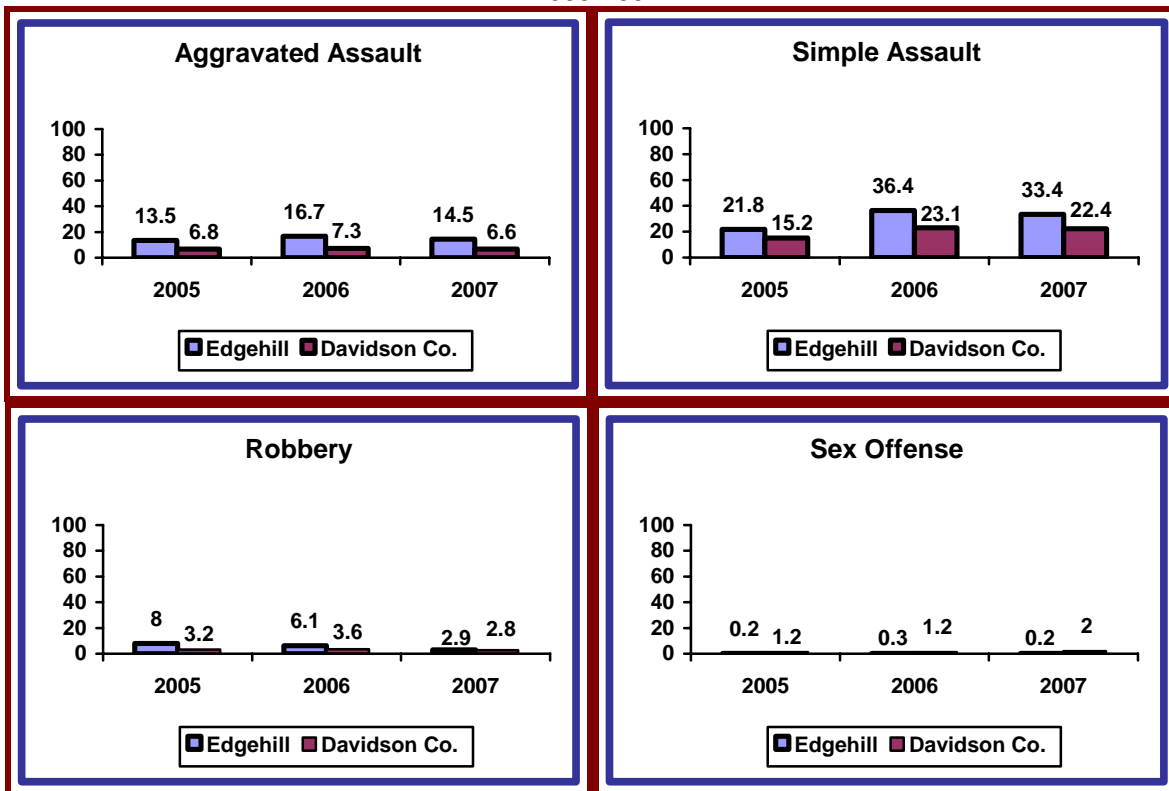
**Measure:** Crime incidents refer to events in which a crime took place, a victim reported the crime, and an incident report was filed by a police officer.

**Description:** Crimes against persons include violence against individuals, such as aggravated and simple assault, robbery, and sex offense.

**What the data show:** Incidents of crimes against persons in the following categories declined in 2007 in the Edgehill area. Sex offense incidents were below and robbery incidents dropped markedly to just slightly above those for the county.

**Measure implications:** Reduction in crime rates is essential to neighborhood safety.

**RATES OF CLOSED CRIME INCIDENTS AGAINST PERSONS IN THE EDGEHILL AREA  
2005-2007**



**Source:** Neighborhoods Resource Center

**Goal: Families and Children are Safe**

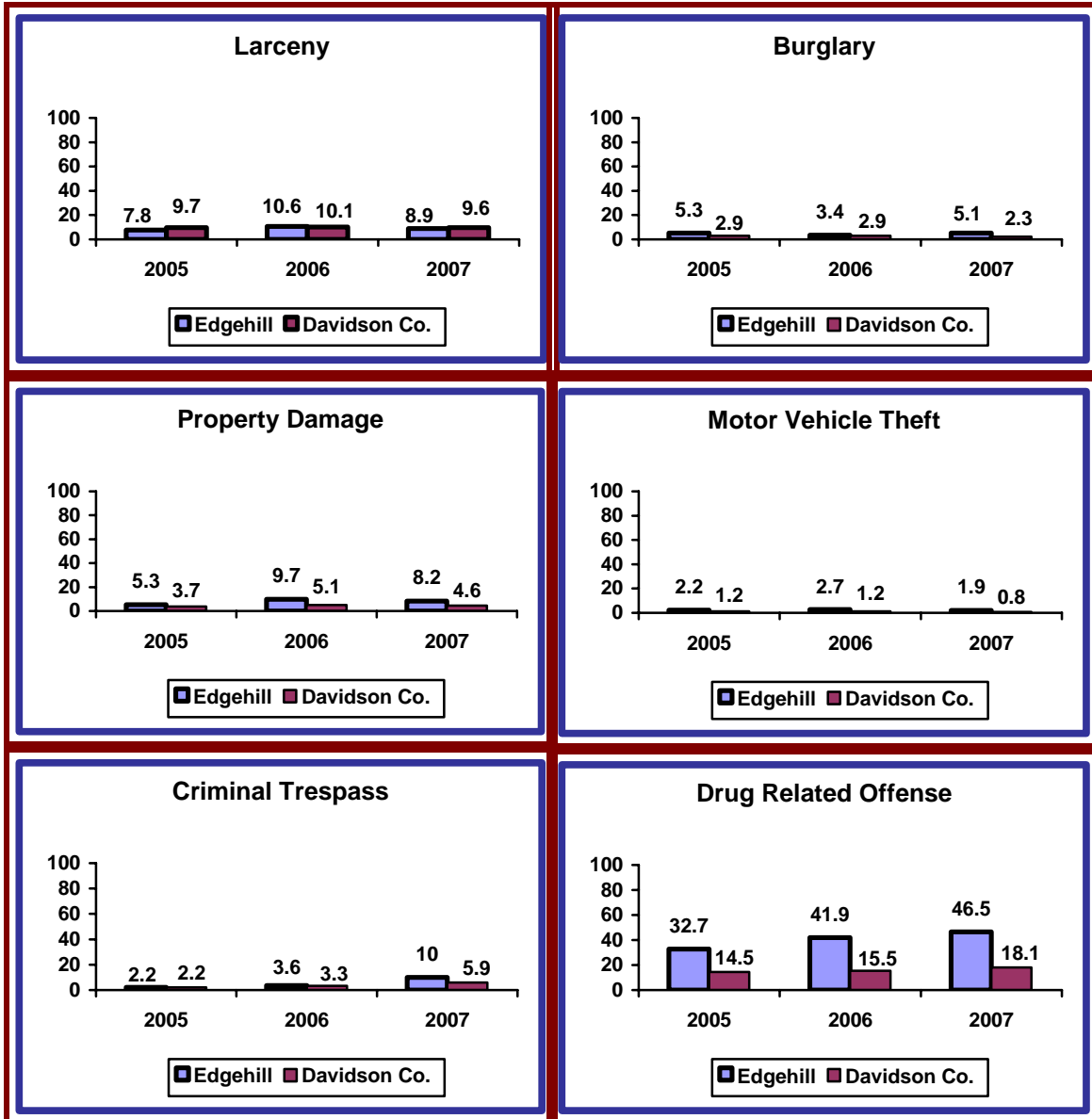
**Measure:** Crime incidents refer to events in which a crime took place, a victim reported the crime, and an incident report was filed by a police officer.

**Description:** Property/other crimes include larceny, property damage/vandalism, burglary, motor vehicle theft, harassment/criminal trespass, and drug related offense.

**What the data show:** Edgehill area incidents of property/other crime for 2007 declined in larceny, property damage, and motor vehicle theft categories.

**Measure implications:** Reduction in crime rates is essential to neighborhood safety.

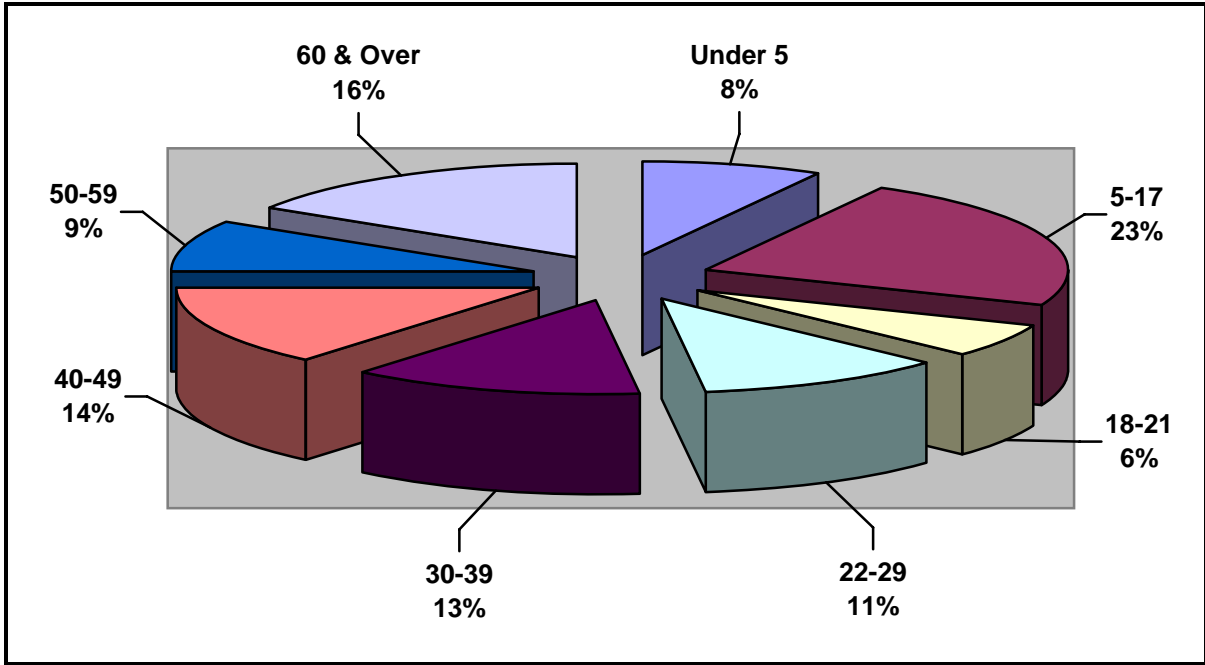
**RATES OF CLOSED CRIME INCIDENTS AGAINST PROPERTY/OTHER IN EDGEHILL AREA 2005-2007**



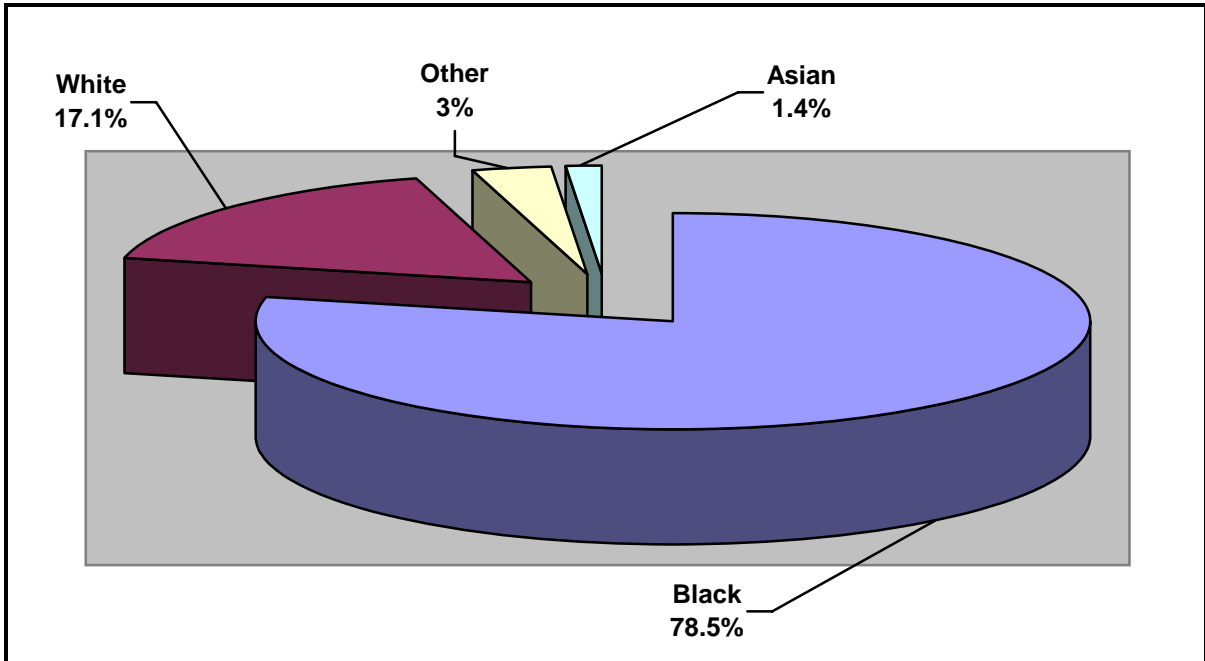
**Source:** Neighborhoods Resource Center

**SELECTED DEMOGRAPHICS:** The charts on the following pages provide demographic information for the Edgehill FRC service area (162 and 163).

**POPULATION BY AGE**

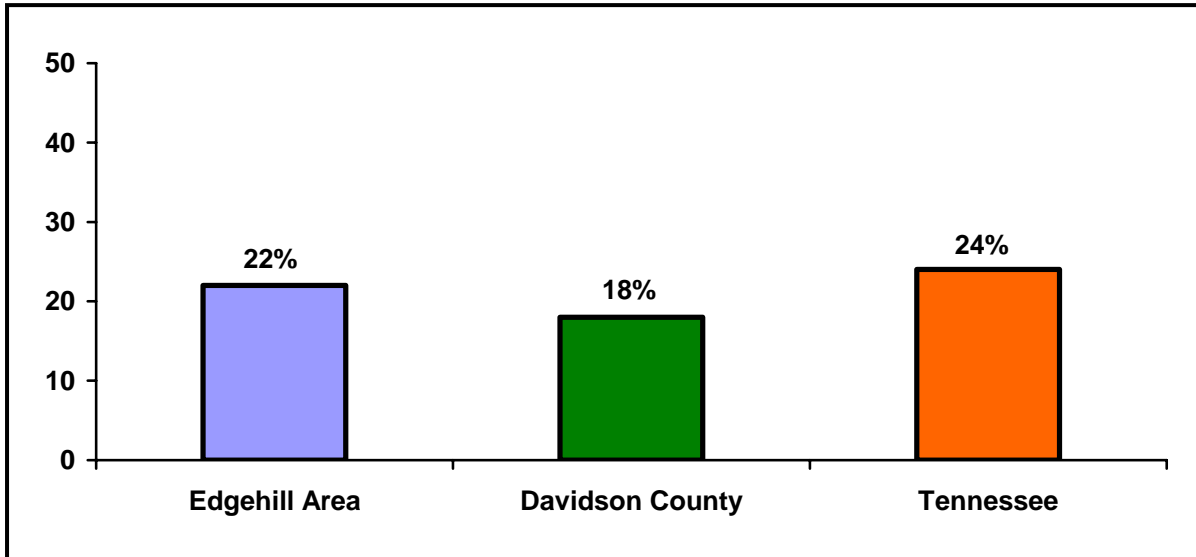


**POPULATION BY RACE**

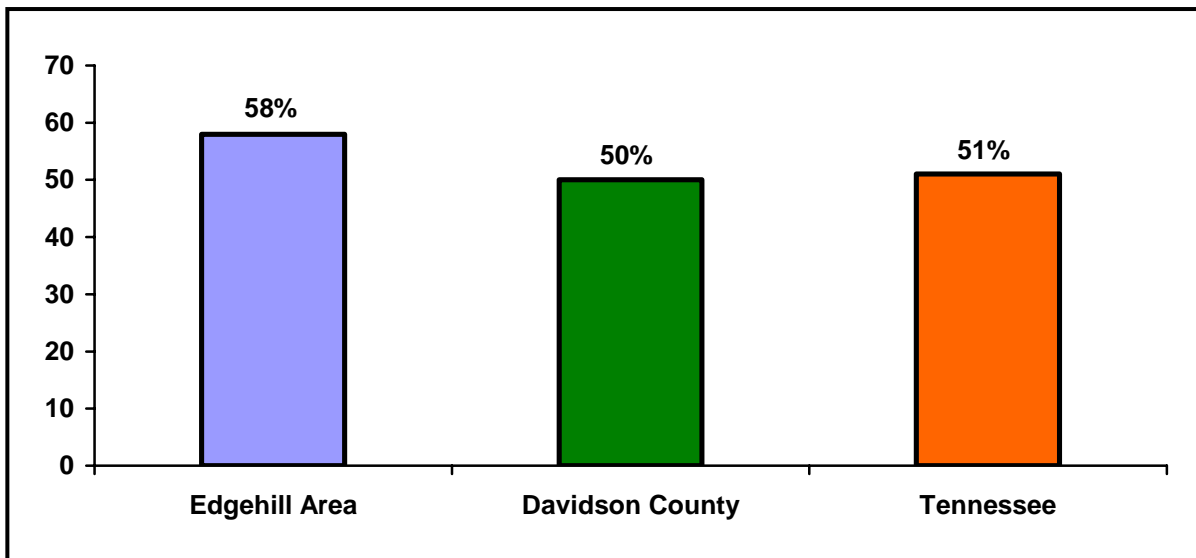


Source: U.S. Census Bureau, Census 2000, Summary File 1

**PERCENT OF POPULATION AGE 25+ WITH LESS THAN HIGH SCHOOL DIPLOMA OR GED**

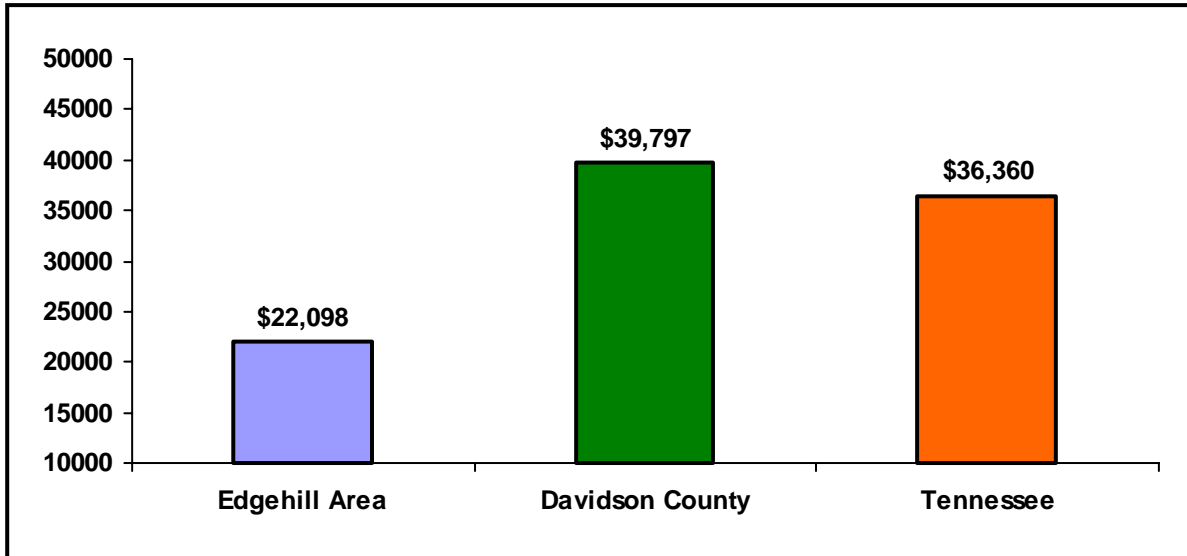


**PERCENT GRANDPARENTS RESPONSIBLE FOR CARE OF GRANDCHILDREN (< AGE 18) RESIDING IN SAME HOUSEHOLD**



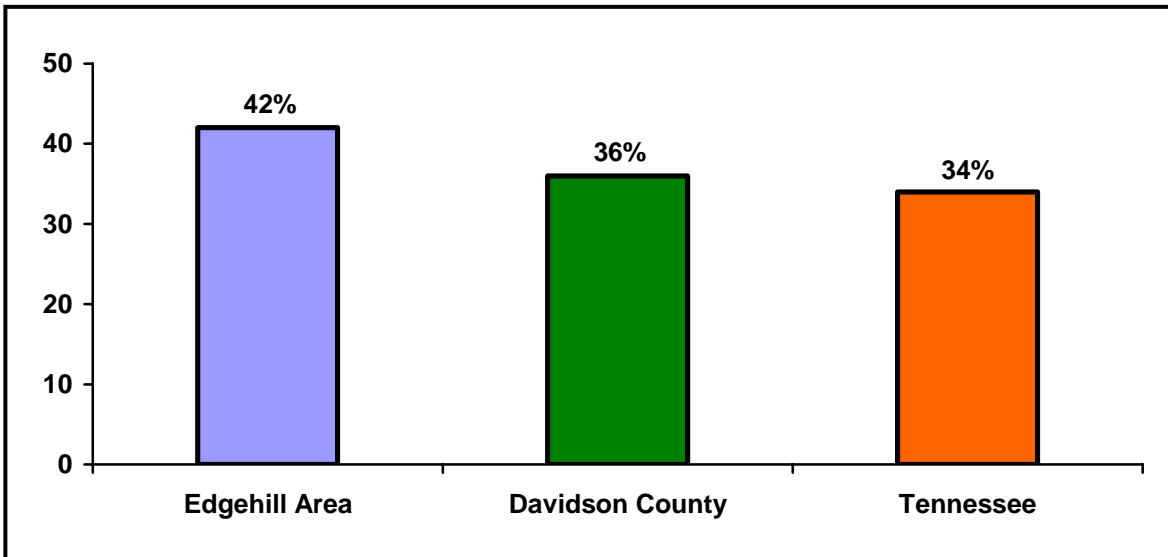
**Source:** U.S. Census Bureau, Census 2000, Summary File 3 (Table DP-2)

**MEDIAN HOUSEHOLD INCOME, 1999**



Source: U.S. Census Bureau, Census 2000, Summary File 3 (Table DP-3)

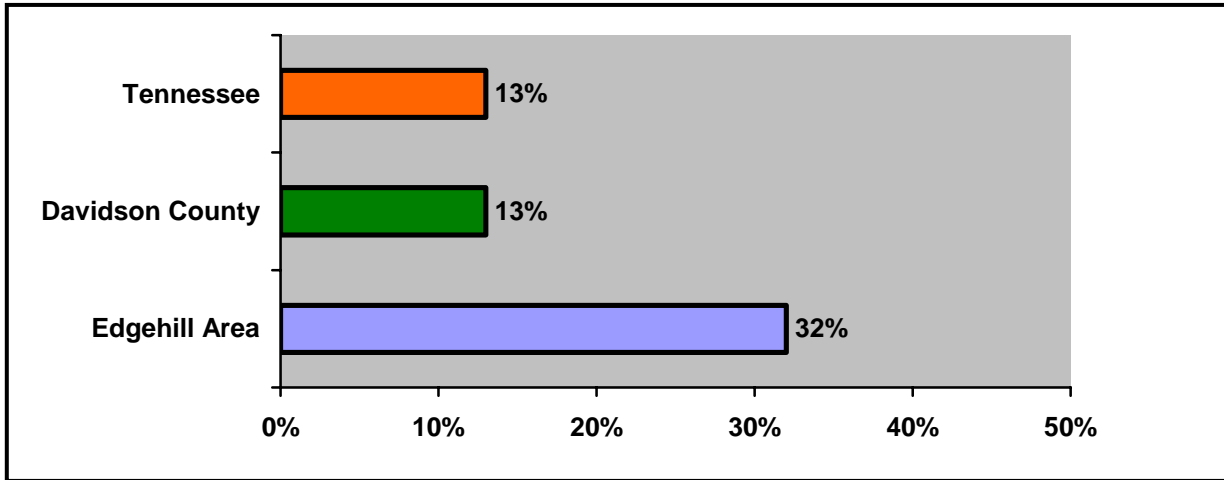
**PERCENT OF FAMILIES WITH RENT BURDEN**



Source: U.S. Census Bureau, Census 2000, Summary File 3 (Quick Table QT-H13)

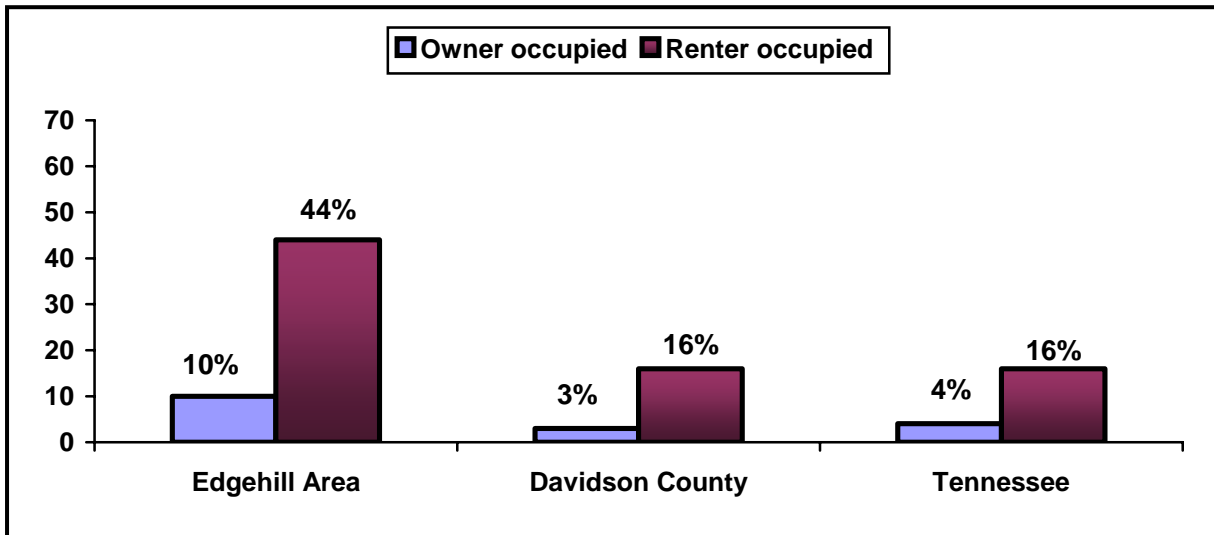
Notes: Households that spend more than 30% of their monthly income on rent are considered "rent-burdened." Rent-burdened families have less money available for present and future needs.

**POVERTY RATES, 1999**



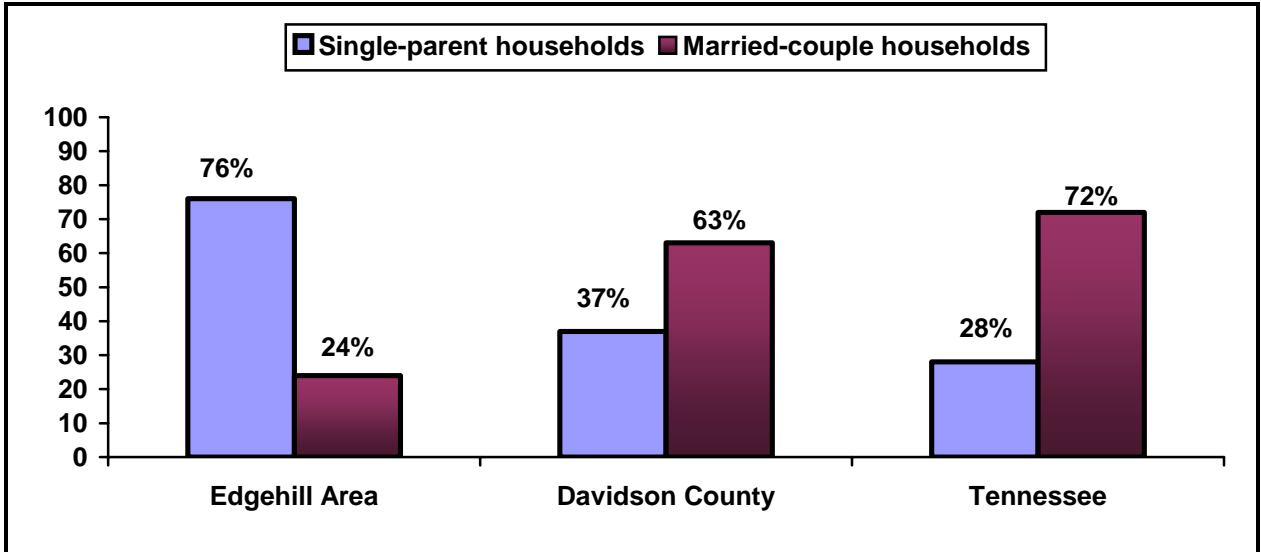
**Source:** U. S. Census Bureau, Poverty rates 1999 from Census 2000, Summary File 3

**PERCENT OF HOUSEHOLDS WITH NO VEHICLES AVAILABLE**



**Source:** U.S. Census Bureau, Census 2000, Summary File 3 (Quick Table QT-H1)

**PERCENT OF SINGLE-PARENT AND MARRIED-COUPLE HOUSEHOLDS WITH CHILDREN AGES 18 AND UNDER**



**Source:** U.S. Census Bureau, Census 2000, Summary File 3 (Table P10)

**Notes:** Children who grow up in single-parent households are more likely to be poor.

**EMPLOYMENT STATISTICS**

	Edgehill Area	Davidson County	Tennessee
<b>Civilians ages 16 and over in the labor force</b>	2,230	307,250	2,805,234
<b>Percent of total civilian population ages 16 and over unemployed</b>	9%	5.2%	5.5%

**Source:** U. S. Census Bureau, Census 2000, Summary File 3 (Table DP-3)