

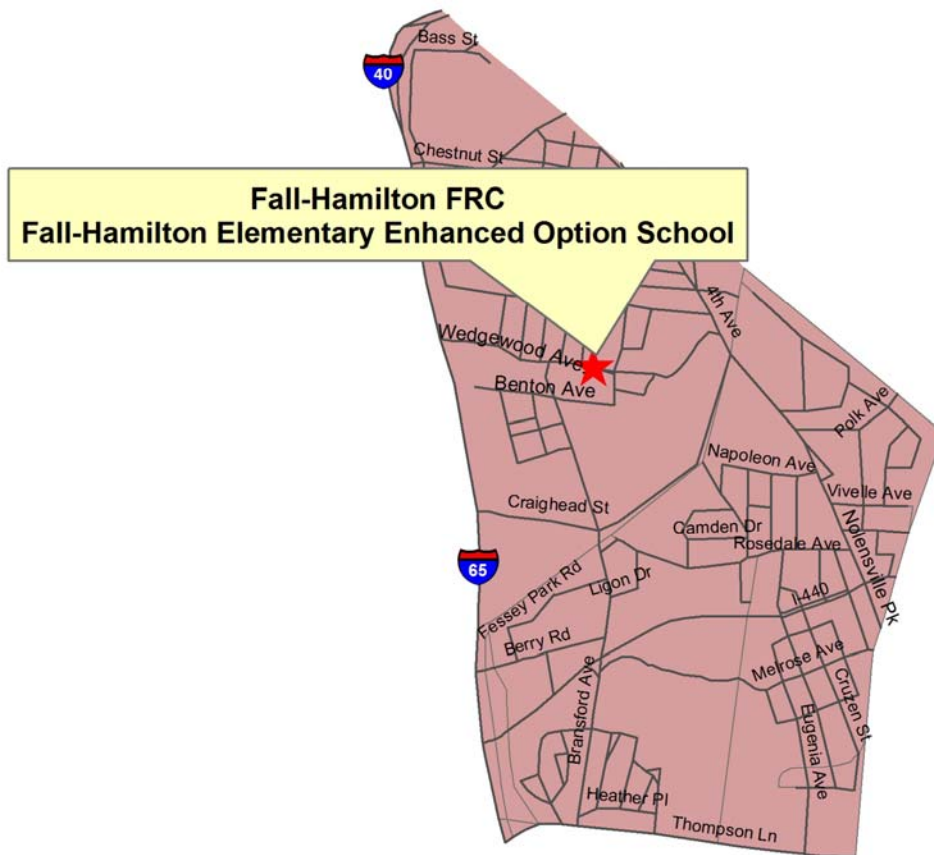
FALL-HAMILTON FAMILY RESOURCE CENTER

510 Wedgewood Avenue
Nashville, Tennessee 37203
(615) 568-3201

Service Area: The Fall-Hamilton Family Resource Center (FRC) is located within the Fall-Hamilton Elementary Enhanced Option School (EOS), which is on Wedgewood and Rains Avenues in South Nashville.

Fall-Hamilton EOS serves students in grades Pre-Kindergarten (PK) thru grade four. The map below shows the school zone for Fall-Hamilton Elementary Enhanced Option School.

Fall-Hamilton Family Resource Center



History: Fall-Hamilton Elementary Enhanced Option School has been involved with children and families of Vine Hill and the South Nashville Action People (S.N.A.P.) community for over thirty years. This partnership with residents along with the work of community organizations and dedicated individuals resulted in the August 2001 opening of the Fall-Hamilton Family Resource Center.

The FRC, located in the Fall-Hamilton Elementary Enhanced Option School, works to eliminate barriers experienced by residents in accessing services and is instrumental in linking

families to resources within the community. Families are now able to seek assistance in one place, a place that they already know and trust as a part of the community. The FRC partners work with residents to organize community forums, workshops, home ownership classes, and support groups. The FRC collaborates with residents, community organizations and service providers to bridge gaps and help create a more powerful, self-reliant community.

Participants chose "Children are Succeeding in School" as the outcome for the FRC.

FRC Partners:

United Neighborhood Health Services is the lead agent and fiscal agent for the FRC. Additional partner agencies include:

Belmont Church
Belmont Heights Baptist Church
Book'Um
Brentwood United Methodist Church
Caterpillar Financial Corporation
Centerstone Mental Health
Children's Kindness Network
Christian Community Services Inc.
Community Career Center - Business Technologies
Cottage Cove Urban Ministries
David Lipscomb University
Fall-Hamilton Elementary Enhanced Option School Staff
Fall-Hamilton Lunch Buddies
Friends Learning in Pairs
Harvest Home Ministries
Humphreys Street United Methodist Church -Elizabeth's Table
Knowles Center - Reaching Out

Mental Health Coop
Nashville Elks Lodge #72
Nashville Public Television
Neighborhoods Resource Center - Neighbors in Action and Neighborhood Organizing Assistance
Residents of the Vine Hill Community
Residents of the Wedgewood Houston Community
Senior Citizens Inc. – Friends Learning in Pairs
Senior Citizens Inc. - Living at Home Coalition
South Nashville Action People (S.N.A.P.)
Tennessee Voices for Children
United Neighborhood Health Services
United Way of Metropolitan Nashville
Universal Unitarians
Vanderbilt School of Nursing
Vanderbilt - Jane McElvoy School Based Clinics
Woodmont Hills Church of Christ

Fall-Hamilton Elementary Enhanced Option School Feeder Pattern

**Fall-Hamilton Elementary Enhanced Option School
(PK-4)**



**Cameron Middle School
(5-8)**



**Glenclyff High School
(9-12)**

Notes Related to School Data:

(Individual profiles do not necessarily include all data types referenced in the following notes.)

School data provided in the following charts are from the Tennessee Department of Education (TDE) website. According to the TDE, “reported data may change due to a number of factors, such as: districts correcting errors in demographic data; the (TDE) reviewing and identifying additional data errors; the application of safe harbor calculations; and schools being identified as having incomplete data.”

Information provided in previous PREP profiles reflects the data that were reported in earlier report cards posted on the TDE website.

Criterion Referenced Tests

The Tennessee 2004, 2005 and 2006 Report Cards only provided the percentage of students (school wide) scoring proficient on the criterion referenced (CRT) portion of the Tennessee Comprehensive Assessment Program (TCAP). The percentage of “proficient” students includes the percentage of students whose scores would be considered “advanced.” Previously, academic achievement data had been reported in terms of norm referenced test (NRT) scores. Further changes in testing occurred in 2005-2006. Students’ scores in reading and math in each of grades 3-8 were used to calculate the results for elementary and middle schools. This was the first year that English Language Learner (ELL) students were required to take the reading/language arts test regardless of their level of English comprehension. The inclusion of ELL student scores in the reading test computations likely impacted overall results.

ACT Scores

The degree of certainty in test scores is related to the size of the tested population. Beginning in school year 2003-2004, ACT scores were only reported as three-year averages. Data from prior years which were gathered from previous state report cards were not reported as “three-year averages.”

Gateway Exams

Gateway English II exams were not administered in 2001-2002.

Dropout Rates

The degree of certainty in dropout rates is related to the accuracy of each school’s records.

Out-of-School Suspensions

The degree of suspensions is related to the individual school’s enforcement. PREP profiles have been revised to reflect data reported on the Tennessee Department of Education website. Percent of suspensions for Davidson County middle schools were estimated using enrollment and suspension figures posted on the state website.

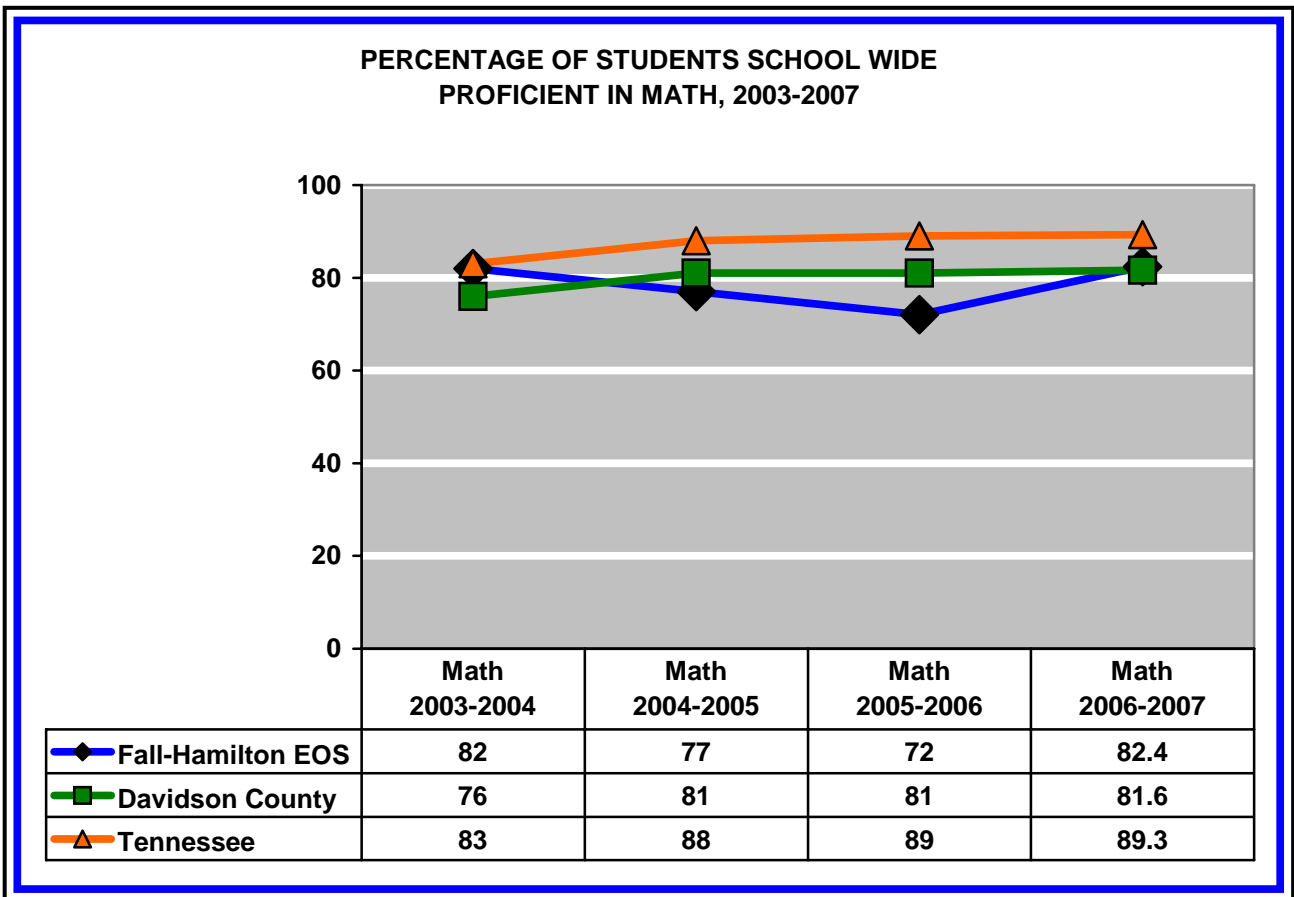
Goal: Children are Succeeding in School

Measure: Percentage of elementary students (school wide) scoring proficient on the Criterion Referenced Test (CRT) math portion of the Tennessee Comprehensive Assessment Program (TCAP).

Description: Criterion referenced tests measure an individual student's performance against a predetermined set of standards which are established based on the curriculum. County and state percentages include grades 3 – 8.

What the data show: The average percentage of Fall-Hamilton students who were considered proficient in math increased measurably in 2006-2007.

Measure implications: Elementary school students who are not proficient in math will have academic difficulties in successive school years. Schools and school systems that do not meet required federal benchmarks for one year are assigned the status of "Target." Schools and school systems that do not meet the federal benchmark for two or more consecutive years in the same category are assigned the status of "High Priority."



Source: Tennessee Department of Education website

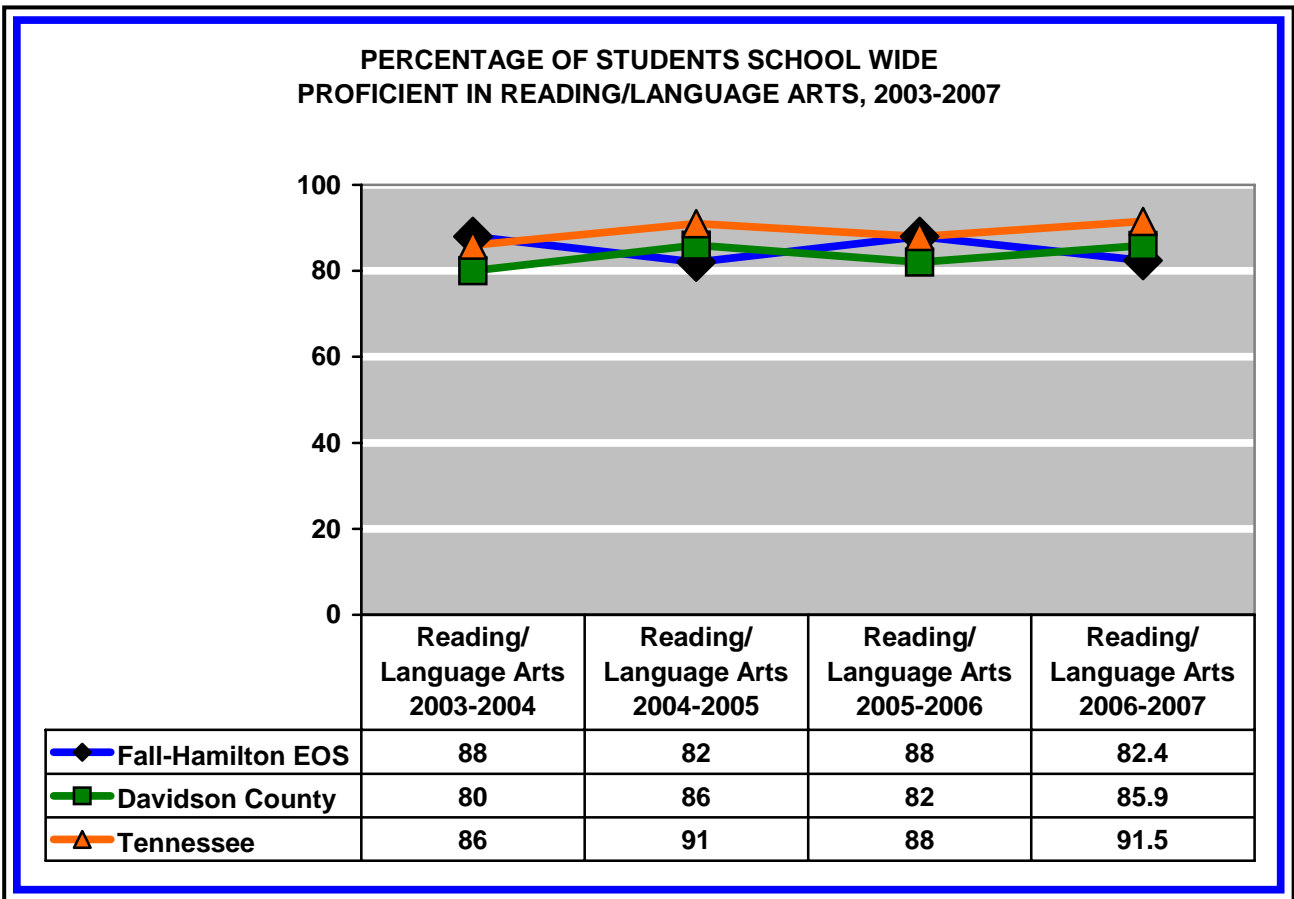
Goal: Children are Succeeding in School

Measure: Percentage of elementary students (school wide) scoring proficient on the Criterion Referenced Test (CRT) reading portion of the Tennessee Comprehensive Assessment Program (TCAP).

What the data show: Fall-Hamilton average percentage of students who were considered proficient in reading/language arts fell in 2006-2007 following an increase the previous year.

Description: Criterion referenced tests measure an individual student's performance against a predetermined set of standards which are established based on the curriculum. County and state percentages include grades 3 – 8.

Measure implications: Elementary school students who are not proficient in reading will have academic difficulties in successive school years. Schools and school systems that do not meet required federal benchmarks for one year are assigned the status of "Target." Schools and school systems that do not meet the federal benchmark for two or more consecutive years in the same category are assigned the status of "High Priority."



Source: Tennessee Department of Education website